



3.00

Product Catalogue



Freedom of movement requires proper accessibility

Stepless has specialised in accessibility with the intention of creating proper accessibility conditions for people of limited mobility. We have a wide product range that covers everything from small doorstep ramps to portable ramps, modular ramp systems and lifting platforms. The complete range makes it possible to find the exact solution which best covers the individual's needs.

30 years of experience

Stepless is a division of Guldmann, which has 30 years of experience in developing assistive technology products for disabled persons, designed to improve their quality of life. All products have been safety tested and have a safe and timeless design to fit both public and private environments. We have our own project department, as well as a nationwide installation and service team.

Focus on accessibility

Much focus has been placed upon increased accessibility for the disabled in the last few years. Legal requirements concerning accessibility in both public and private buildings and public transport are on the rise worldwide, and this trend is set to continue for many years to come.

We are always up-to-date with the applicable building regulations and legislation, and we are in close dialogue with architects and consultants in order to find quality solutions in the field of accessibility.

With a wide product range, it is our goal to create quality accessibility conditions that ease access to the surroundings for the walking-impaired, wheelchair users and others with reduced mobility.

RAMPS 4

Portable ramps
Doorstep ramps and cover plates
Excellent ramps



MODULAR RAMP SYSTEM 10

LIFTING PLATFORMS 12

LP1 – 500 mm
LP5 – 500 mm
LP5+ – 875 mm
LP8 – 3059 mm



PUBLIC TRANSPORT 15

Portable ramps
Fixed ramp solution for trains
LP11
LP12



4

RAMPS

The ramps are used to negotiate steps and kerbs, when the wheelchair is to be put in a vehicle, or when one needs to even out a relatively small height difference.



Plain ramp

Ideal for uniform height differences, where there is a need for the least possible weight, and where the ramp is used often in the same place.



Telescopic ramp

A flexible ramp that can be used in many places and with varying height differences where height and length are variable. Takes up little space when not in use.



Folding ramp

Ideal for uniform height differences. Takes up little space when not in use, easier to transport than the plain ramps.

Item no.	Length mm	Weight kg/pcs	Max. load kg/set
30000-050	500	1,5	350
30000-105	1050	3,2	350
30000-130	1300	3,9	350
30000-155	1550	4,7	350
30000-200	2000	6,0	200

Item no.	Length mm	Weight kg/pcs	Max. load kg/set
30015-100	1000/677	4,3	350
30015-150	1500/927	5,7	350
30015-200	2000/1177	7,2	350
30015-250	2500/1427	8,6	200
30015-300	3000/1677	10,1	200

Item no.	Length mm	Weight kg/pcs	Max. load kg/set
30020-110	1100/580	4,0	350
30020-160	1600/830	5,7	350
30020-210	2100/1080	7,2	350
30020-260	2600/1330	8,6	200
30020-310	3100/1580	10,1	200



Cover plate – for doorsteps


A doorstep creates an impediment for wheelchairs, rollators and other equipment for disabled persons. This impediment can be permanently done away with by removing the existing doorstep and installing a Stepless cover plate over the hole that is created as a result.

Material: Extruded aluminium or bronze/champagne-coloured aluminium with incorporated non-slip surface (grooves).




Wide plain ramp

Ideal in places where the ramp is permanently in position or always used in the same place. Provides increased safety for users and helpers. Good for scooters and electric wheelchairs where comfort is a major consideration.



Wide folding ramp

Ideal when the ramp is used in the same place and for placing in the car. Provides increased safety for users and helpers. Good for scooters and electric wheelchairs where comfort is a major consideration. Takes up less space than plain ramps when not in use.



Doorstep ramp

The doorstep ramp is placed over the existing doorstep and thereby eases approach from both sides.

Material: Bent 3 mm aluminium plate with black non-slip covering.

Item no.	Type	Length x width, mm
780105	Cover plate bronze/champagne-coloured, aluminium	1800 x 105
780130	Cover plate bronze/champagne-coloured, aluminium	1800 x 130
780155	Cover plate bronze/champagne-coloured, aluminium	1800 x 150
780180	Cover plate bronze/champagne-coloured, aluminium	1800 x 180
780199	Cover plate aluminium-coloured, aluminium (without grooves)	1800 x 50
780200	Cover plate aluminium-coloured, aluminium	1800 x 80
780201	Cover plate aluminium-coloured, aluminium	1800 x 105
780202	Cover plate aluminium-coloured, aluminium	1800 x 130
780204	Cover plate aluminium-coloured, aluminium	1800 x 150
780206	Cover plate aluminium-coloured, aluminium	1800 x 180

Max. load 350 kg

Item no.	Length mm	Weight kg	Max. load kg
30030-100	1000	9,7	325
30030-125	1250	12,1	325
30030-150	1500	14,4	325
30030-200	2000	19,1	325
30030-300	3000	28,6	200

Item no.	Length mm	Weight kg	Max. load kg
30040-150	1500/780	17,5	325
30040-200	2000/1030	22,2	325
30040-250	2500/1280	26,9	200
30040-300	3000/1530	31,7	200

Item no.	L x W x H mm	Weight kg	Max. load kg
39167	670 x 600 x 25	3,4	350
39177	770 x 600 x 25	4,3	350



EasyFold ramp

Suitable for minor height differences. Folds along its width to half its original size and provides a wide surface in its unfolded state. Can be carried and transported as easily as a suitcase. Excellent for scooters and electric wheelchairs.

Item no.	Length mm	Weight kg	Max load kg
30060-090	920	7,3	325
30060-120	1220	9,6	325
30060-150	1530	12,1	325
30060-180	1830	14,3	325

Telescopic EasyFold ramp

Perfect for overcoming larger height differences. A wide ramp that is easily extended to the desired length. Can be folded along its width and extended in length, thus taking up less space than other long ramps – also during transport and storage. Excellent for scooters and electric wheelchairs.

Item no.	Length mm	Weight kg	Max load kg
30070-180	1830/1120	16,4	325
30070-210	2130/1270	18,9	325
30070-240	2440/1430	21,4	325
30070-300	3050/1730	26,4	200





Lite ramps

Low weight – easy to transport

Stepless Lite ramps are the absolute lightest ramps on the market due to their unique material composition consisting of glass and graphite fibres.

This special material composition offers the same characteristics as a tennis racquet: it is both light and strong.

High level of safety – easy handling

The driving surface has a non-slip covering. Stepless Lite ramps are easy to fold and unfold. The ramps have just one simple folding joint, making it easy for both users and helpers to use them.

Its lightweight design (for 700 mm, the ramp weighs only 3.5 kg) also means that the ramp can be transported in the rear of a wheelchair without causing stability problems.

Stepless Lite ramps are an obvious choice for users/helpers who want minimal weight, or for the more active wheelchair user. Great for travel or a trip to town.



Item no.	Type	Max load kg	Weight kg	L x W mm
30100-070	Stepless Lite ramp 700 mm	300	3,5	700 x 730
30100-085	Stepless Lite ramp 850 mm	300	4	850 x 780
30100-125	Stepless Lite ramp 1250 mm	300	6	1250 x 780
30100-165	Stepless Lite ramp 1650 mm	300	7,5	1650 x 780
30100-205	Stepless Lite ramp 2000 mm	300	9,5	2050 x 780
30100-000	Wheelchair carry bag for 700 mm ramp			



Excellent ramp kits – doorstep ramps for many purposes

Stepless launches a new series of the popular Excellent ramp kits that offer even better adjustment possibilities. The new kits are available in 2 widths: 750 and 1000 mm and also in an outdoor version called “S” with SlipStop, which provides extra grip on the outdoor ramps.

The doorstep ramps are sold as kits which makes handling and installation easy. The two upper layers are loose to facilitate an accurate height adjustment. The ramp kits are available in various versions to compensate for differences in height up to 150 mm.

They are delivered complete with instruction guide and fittings for setting-up and final adjustments.

The kit series also comprises the double-sided doorstep ramp with corner modules which has the same smooth driving surface as the new kits.

The Excellent doorstep ramps are environmentally friendly products – they are 100% PVC free, 100% non-toxic and have a maximum capacity in excess of one ton.

750 mm width

Item No.	Type	W x L x H mm
11-12100	Kit 0 – up to 24 mm	750 x 125 x 24
11-12101	Kit 1 – up to 42 mm	750 x 250 x 42
11-12102	Kit 2 – up to 78 mm	750 x 500 x 78
11-12103	Kit 3 – up to 114 mm	750 x 750 x 114
11-12104	Kit 4 – up to 150 mm	750 x 1000 x 150
11-12105	Kit Add-on1 – repair ¹⁾	750 x 62 x 15

750 mm width with SlipStop (outdoor use)

Item No.	Type	W x L x H mm
11-12112	Kit 1S – up to 42 mm	750 x 250 x 42
11-12113	Kit 2S – up to 78 mm	750 x 500 x 78
11-12114	Kit 3S – up to 114 mm	750 x 750 x 114
11-12115	Kit 4S – up to 150 mm	750 x 1000 x 150

¹⁾ Kit Add-on1 – repair set

Used for extra height adjustment up to 150 mm on Kit 1-4 or as a repair set when re-locating Kit 1-4.

²⁾ Kit Add-on100 – repair set

Used for extra height adjustment up to 150 mm on Kit 101-104 or as a repair set when re-locating Kit 101-104.

1000 mm width

Item No.	Type	W x L x H mm
11-12106	Kit 100 – up to 24 mm	1000 x 125 x 24
11-12107	Kit 101 – up to 42 mm	1000 x 250 x 42
11-12108	Kit 102 – up to 78 mm	1000 x 500 x 78
11-12109	Kit 103 – up to 114 mm	1000 x 750 x 114
11-12110	Kit 104 – up to 150 mm	1000 x 1000 x 150
11-12111	Kit Add-on100 – repair ²⁾	1000 x 62 x 15

1000 mm width with SlipStop (outdoor use)

Item No.	Type	W x L x H mm
11-12116	Kit 101S – up to 42 mm	1000 x 250 x 42
11-12117	Kit 102S – up to 78 mm	1000 x 500 x 78
11-12118	Kit 103S – up to 114 mm	1000 x 750 x 114
11-12119	Kit 104S – up to 150 mm	1000 x 1000 x 150

Doorstep ramp with corner modules

Item No.	Type	H x W x L mm
11-12501	Package of 1 complete kit of doorstep ramps with corner modules. Fits both sides of the doorstep.	
	Dimension on the low side:	21 x 1000 x 125
	Dimension on the high side:	39 x 1250 x 250

Selecting the most suitable length of ramp

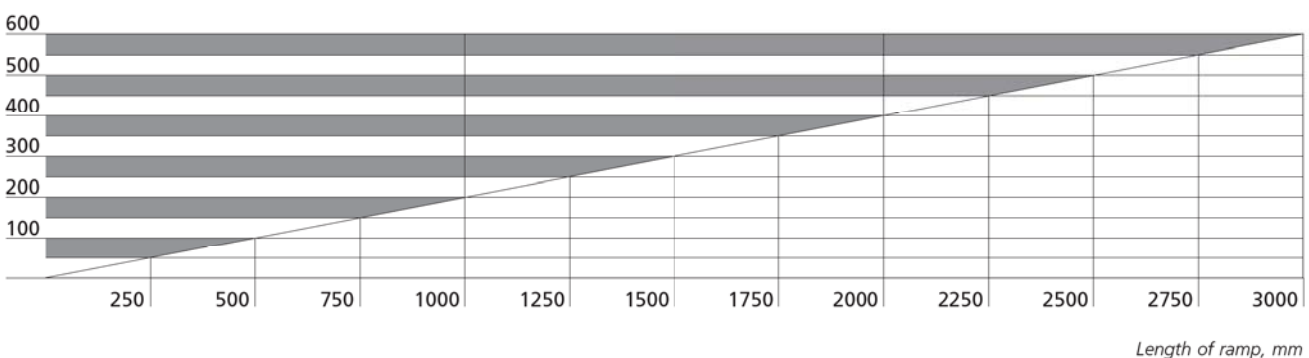
Always select the longest possible ramp. The longer the ramp, the less the gradient to overcome. In general the following lengths of ramps are recommended in relation to the gradient indicated: For independent users of manual

wheelchairs: Max. gradient 1:7. For manual wheelchairs pushed by a helper and for electric wheelchairs: Max. gradient 1:5.

Example: To overcome a height difference of 200 mm and a maximum gradient of 1:5 a ramp of 1000 mm would be suitable ($5 \times 200 = 1000$). Further see the diagram.

Gradient diagram 1:5

Difference in height, mm



LIFTING PLATFORMS

12

The lifting platforms are designed for lifting wheelchair users or the walking-impaired over height differences of up to 2 metres. Lifting platforms require less space than ramp systems and are therefore ideal in places where ramps would be too steep or too long.



LP 1

The Stepless lifting platform LP1 is a small lifting platform designed for lifting wheelchair and the walking-impaired over smaller height differences. The LP1 lifts up to 609 mm and is designed for places with limited space. The lifting platform moves noiselessly, steadily and at a controlled speed, which thereby ensures that the user is comfortably lifted.

Requires less space

The LP1 requires less space than the ramp system and is therefore ideal in places where a ramp would be too steep or too long. It is also ideal as a temporary solution or for immediate needs. The LP1 lifting platform can be used both inside and outdoors, and is easy to integrate into the existing surroundings.

Extremely safe

The LP1 comes with an automatic ramp, which is operated by a manual control. Entering and exiting the platform takes place at each end of the lifting platform. The LP1 is safe to use, as the access ramp ensures that the user does not roll over the edge while the platform is in motion. There is also railings on both sides of the LP1. The entire platform has anti-slip covering. The LP1 is equipped with a safety curtain beneath the platform and with an emergency stop.

Easy to install, maintain and reuse

The LP1 is easy to install, maintain and transport. It is also well-suited for re-installation.

Approved product

The LP1 is CE-marked according to:

- ISO 9386-1: Power-operated lifting platforms for persons with impaired mobility – Rules for safety, dimensions and functional operation
- EN 60601-1-2: Medical electrical equipment

Accessories

- Battery back-up
- IR remote control
- External control panel, including key switch
- Side exit, left side
- Side exit, right side

Specifications

Functions

Lifting height, max	500 (609) mm
Lifting capacity	180 kg
Lifting speed	25 mm/sec
Lifting height, min	95 mm

Dimensions

Weight	57 kg
External dimensions, L/W	1167/883 mm
Internal dimensions, L/W	1167/719 mm
Access ramp, L/W	350/712 mm

LP5

The Stepless LP5 lifting platform is designed to fit harmoniously in most living environments. With a lifting capacity of 300 kg and a lifting height of 500 (875) mm, the LP5 is the perfect choice for wheelchair users who must negotiate smaller height differences.



High quality comfort and operation

The LP5 and LP5+ are easy to operate, as a built-in, soft touch operating panel is located on both platforms. External operating panels, an extra hand control with spiral cable or an infrared remote control are all available, as needed or desired. The platform has an internal width of 900 mm and moves noiselessly and steadily and thereby ensures that the user is comfortably and safely lifted.

Focus on safety

The LP5 and LP5+ are equipped with a safety curtain and a safety cut-out function under the platform, as well as a mechanical emergency lowering device. Furthermore, the LP5+ has a higher handrail. A safety gate for the top level can also be purchased separately. The automatic ramp, which is controlled via the operating panel, ensures that the user cannot roll over the edge while the platform is in motion.

LP5+

With its lightweight design, the Stepless LP5+ lifting platform is easy to integrate into different environments – both public and private. The lifting platform makes it possible for wheelchair users and the walking-impaired to negotiate height differences of up to 875 mm. The LP5+ has a high, transparent handrail.



Approved product

The LP5 and LP5+ are CE-marked according to:

- ISO 9386-1: Power-operated lifting platforms for persons with impaired mobility – Rules for safety, dimensions and functional operation
- EN 60601-1-2: Medical electrical equipment

Accessories

- External operating panel, including key switch
- Remote control
- Safety gate with safety lock (required by law when lifting more than 500 mm)



Specifications

Functions

LP5 lifting height, max	500 (875) mm
LP5+ lifting height, max	875 mm
Lifting capacity	300 kg
Lifting speed	13 mm/sec
Lifting height, min	150 mm

Dimensions

Weight LP5	118 kg
Weight LP5+	150 kg
Weight of safety gate excluding cover plate	39 kg
External dimensions, L/W	1602 x 1076 mm
Internal dimensions L/W	1602 x 900 mm
Access ramp L/W	790 x 900 mm

Power supply

Primary	230V / 115V
Secondary	24V DC
Batteries	2 x 12V / 4,5 Ah



LP 8

LP8 comes in a new and simplified design, which makes it easier to integrate into various environments. It can be used in places where the user needs to overcome level differences of up to 3 metres. The lifting platform is an excellent economic and practical alternative to larger fixed ramp systems and stair lifts.

Simple to operate

LP8 enables the majority of users to be independent. Easy accessible operating buttons are located on the lifting platform and control panels for both upper and lower levels are supplied. The gates open and close automatically.

Extremely safe

Emergency stop buttons on all operating levels, the safety cut-out function under the platform, the mechanical emergency lowering device and the automatic open and close gate system make the lifting platform extremely safe for the user. The LP8 is tested and approved in accordance with ISO 9386-1.

Extremely weather-resistant

LP8 is made from weatherproof materials which can withstand all weather conditions, as well as high and low temperatures. Heating cables can be fitted to prevent freezing, if desired. The lifting platform is supplied as standard with perforated metal plates. However, it is possible to order toughened and laminated glass instead.

Easy to assemble and disassemble

All that is needed is a flat and stable foundation, space at the upper loading level and access to 230 volts.



Accessories

- Heating cable cassette
- Battery-operated electric emergency lowering
- Extension cable set for external motor housing
- Remote control
- Sides and doors in glass

Specifications

Funktioner

Lifting height, max	3059 mm
Lifting height, min	79 mm
Lifting capacity	300 kg
Lifting speed, max	0,10 m/s
Lifting speed, average	0,07 m/s

Dimensions

Weight	650 kg
Voltage	230 Volt
Control current	24 Volt AC
Fuse	10 A slow-acting

Solutions for public transport ranges from simple ramps and mobile lifting platforms to specially designed products. Selecting a solution depends first and foremost on the height difference, but also on the individual needs, wishes and requirements that apply when proper accessibility conditions must be established.

Stepless has developed a range of different solutions for public transport, which are all intended to create better conditions for passengers in wheelchairs, as well as those of reduced mobility.

We can offer portable ramps, mobile lifting platforms as well as special solutions.

Portable ramps

Our portable ramps can be used for public transport. The following three types are popular for trains and buses:

- Lite ramp – wide model for public transport
- Lite ramp – standard
- EasyFold & telescopic EasyFold ramp – standard

Fixed ramp solution for trains

Stepless has specially designed and produced a ramp solution so that wheelchair users can get in and out of trains. It only takes 10 seconds for the train staff to operate the ramp and make it ready for use.

The ramp is folded along its width and placed in the cabinet by the door. The ramp distinguishes itself by being fitted with a mechanical arm which ensures fast and secure unfolding of the ramp, without train personnel having to perform heavy lifting.

Lifting platform LP11

The LP11 is a mobile lifting platform specially designed to lift wheelchair users in and out of trains.

Thanks to its design and light construction the LP11 is easy to move and position. The lifting platform is quick and easy to operate and only needs to be operated by one person.

Flexible fit for all trains

The LP11 is standard-equipped with a width-adjustable ramp. The ramp can be adjusted 630-800 mm width-wise so that it can be adjusted to different train door widths.

Lifting platform LP12

The LP12 is a standard lifting platform that is specially designed for lifting wheelchairs etc. in and out of trains. The platform ensures that users of heavy electric wheelchair are lifted easily and safely into and down from most types of train carriages. When the lifting platform is not in use, the platform folds up completely and thereby takes up a minimal amount of space.

The LP12 lifting platform has also proven to be an optimal solution for places with height differences, where a mobile platform is preferred for meeting wheelchair-lifting needs. This might be, for example, for podiums, stages or the like.



Guldmann – Time to care

Under the Guldmann brand we are engaged primarily in improving the overall working environment within the social sector, where people need assistance being moved, lifted and positioned.

- Ceiling hoist systems
- Rail systems
- Mobile lifting systems
- Slings
- Beds



Guldmann Consulting – Competence development

Custom-made educational concepts, project courses, seminars, lectures, analyses and evaluations:

- Ergonomics
- Health promotion
- Human Resources



Stepless – Access for all

Under the Stepless brand we sell accessibility – accessibility that gives the walking-impaired, wheelchair users and others on wheels access to their surroundings.

- Portable ramps & doorstep ramps
- Modular ramp systems
- Lifting platforms